


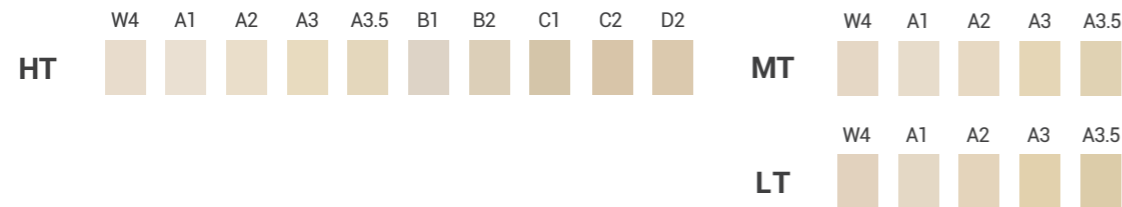


Product Line-up

Amber [®] LiSi-POZ		Dimensions (mm)	pcs / Pack
	R10	Ø12.7 × 10T	5 Ingots
	R15	Ø12.7 × 15T	3 Ingots
	R20	Ø12.7 × 20T	3 Ingots

Available Shades



Indications with zirconia frameworks

- Crowns
- 3-unit anterior and posterior bridges
- Long-span and curved bridges
- Cantilever bridges
- Maryland bridges
- Implant supported crowns and bridges

Pressing Schedules

	Translucency	Size	Shade	Investment Ring	Start Temp.	Heating Rate	Max Temp.	Holding Time	Vacuum On	Vacuum Off
Amber LiSi-POZ	HT	R10 / R15	W4, A1, A2, A3, A3.5	Small (100g)	700°C	45°C/min	915°C	15 Min	700°C	915°C
	LT									
	HT	R20		Large (200g)				30 Min		
	LT									

- ※ Note : 1. There may be a difference between the displayed temperature and the real temperature of each furnace. When you use the Amber ingots, please verify the above standard schedule is suitable for your press furnace. If it is not, please try to find the optimum temperature through the following process.
- 1) If there are some traces of tiny bubble on the surface of the restoration ⇒ Please reduce the maximum temperature by 5~10°C or holding time and try pressing again.
 - 2) If the marginal area of the restoration is not formed completely ⇒ Please increase the maximum temperature by 5~10°C or holding time and try pressing again.


HASS Corporation

77-14, Gwahakdanji-ro, Gangneung-si, Gangwon-do, KOREA 25452
 Tel: +82-70-7712-1300 / Fax: +82-33-644-1231
 Customer Support : +82-2-2083-1367
 E-mail : hasscorp@hassbio.com
 Website : www.hassbio.com

Printed in KOREA © HASS Corporation. All rights reserved.

This material is designed for usage in dentistry. Follow instructions HASS is not liable for any loss caused by failure to comply with regulation or scope of indication. Users are responsible for testing products to verify the compatibility for any usage which are not written in the instructions. The explanations and data contained within do not carry any guarantees and/or obligations. All enclosed recommendations and restrictions apply when used with products from other manufacturers.

LS_BR_IM_EN_200518



Lithium Disilicate-Based Press on Zirconia

Amber[®] LiSi-POZ

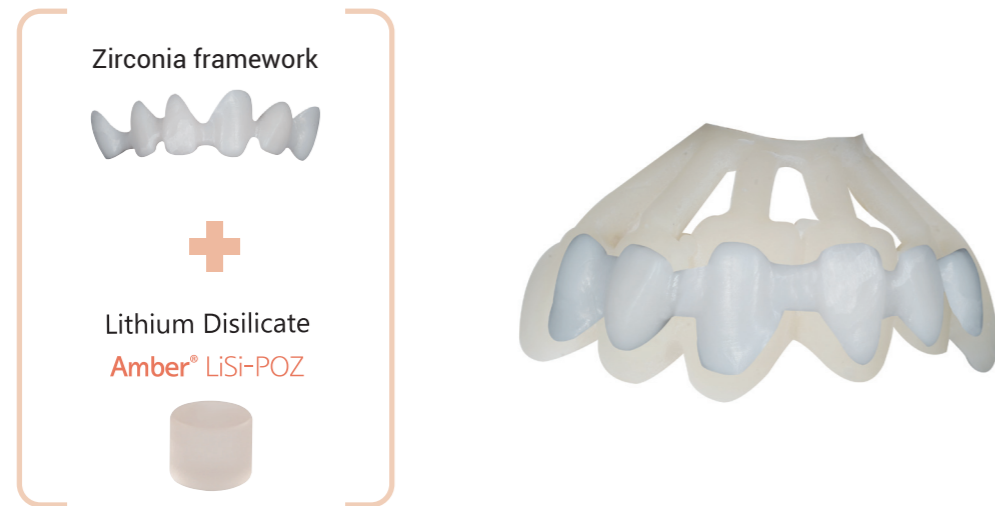


www.hassbio.com

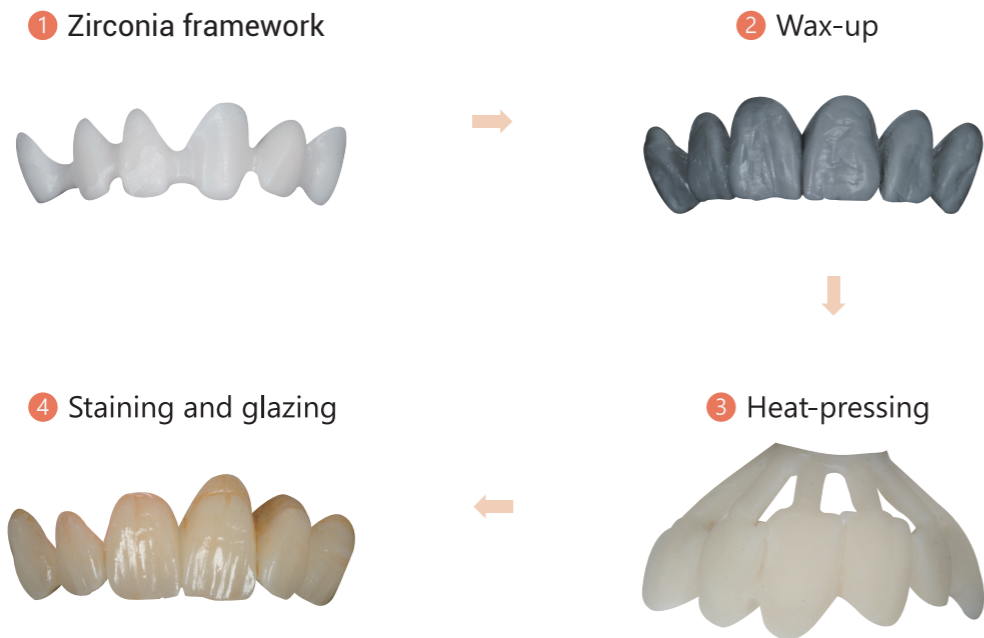


Most Innovative and Exciting

Opening Up New Era of Dental Restorations



Procedures



Easy Aesthetics & Superior Strength

More Lifelike

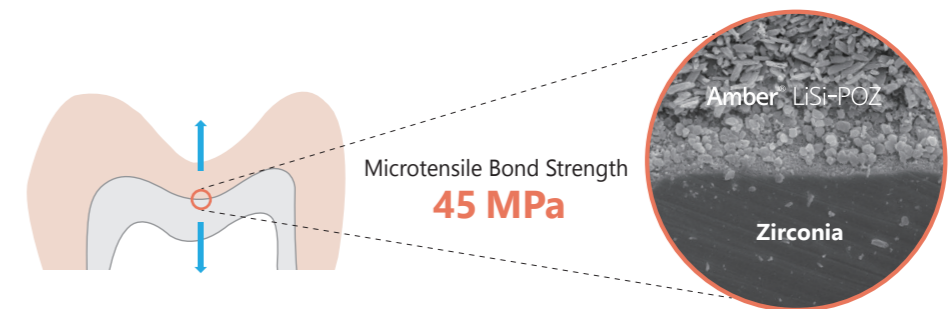
Amber® LiSi-POZ veneering has similar translucency to the enamel layer of natural teeth and the translucency of Zirconia framework is similar to that of dentin of natural teeth. The high aesthetics of Amber® LiSi-POZ enables it to replace a damaged natural teeth perfectly.



Restoration courtesy of Dr. Hee-kyong Lee

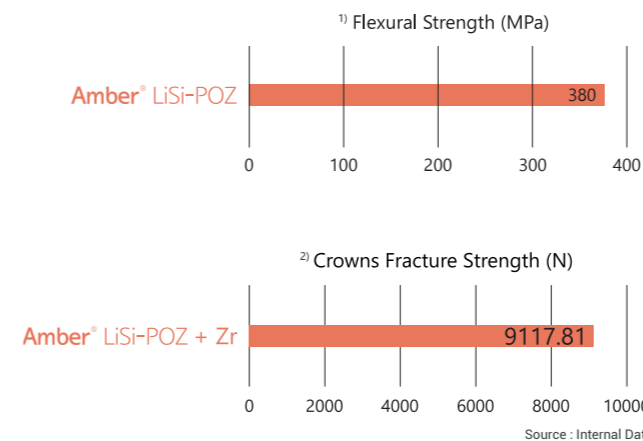
Superior Strength

The tensile bond strength between Zirconia framework and Amber® LiSi-POZ is over 45 MPa after pressing.



Amber® LiSi-POZ offers three times higher flexural strength than conventional veneering materials for Zirconia. After pressing the flexural strength is over 380 MPa.

The fatigue fracture strength of restorations made from Zirconia framework and Amber® LiSi-POZ is as high as monolithic zirconia crown.



Restoration courtesy of CDT. Won Pil Jang and Dr. Hee-kyong Lee